

# MyClass Parent Guide



## Welcome to MyEducation BC MyClass

Here are just a few things that you can do in this program:

- Check your child's attendance
- See if your contact information is up to date
- Look at your child's current and previous marks, assignments, and due dates (if his or her teacher uses the Gradebook).

### Getting Started:

A login id and password should have been e-mailed to you. If you have not received your account information, please contact [MyClass@sd42.ca](mailto:MyClass@sd42.ca) .

Go to the [MyClass](#) page to login or to [SD42](#) to connect to MyEducation BC.

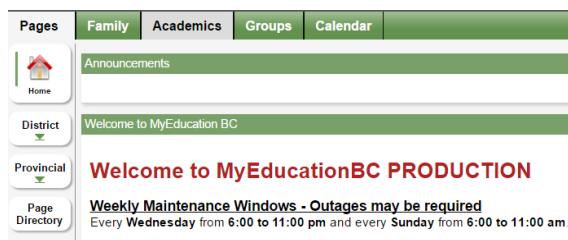
Log in and you will be prompted to change your password and enter a security question. Once you are on the program the first thing you want to do is set your preferences (located in the upper right corner, click on your name for drop down).

**Set Preferences**

Change *default locale* to US. For the next tab, **Security**, add a security question and the answer. This is so that you can reset your password if necessary. Click **Ok**.

### Navigation

There are 5 *TopTabs* on the main page: **Pages**, **Family**, **Academics**, **Groups** and **Calendar**



The **Pages** top tab is where you see the main screen and where you will be able to access any web pages that your child is a member of. Click on **Page Directory** to check for pages.

Note: any time you see blue writing, it is a link that you can open.

# MyClass Parent Guide



## Family Top Tab

**Details** shows the basic information about your child.

**Contacts** shows who is listed as the emergency contacts.

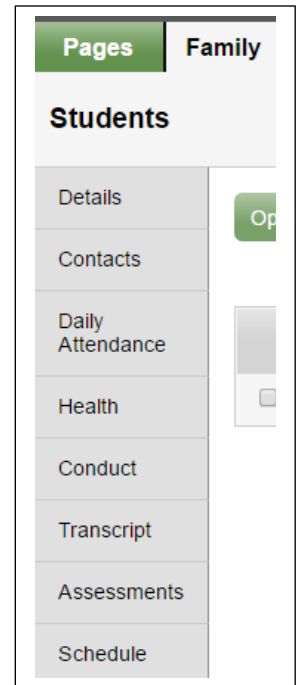
**Daily Attendance** Lists all the days that your child has been late/absent and the reason (if it was supplied to the office).

**Transcript** has class marks from the current and previous years.

**Assessments** shows whether the FSAs in grade 4 and 7 were done and will have the uploaded marks from government exams in grades 10, 11, and 12.

**Schedule** gives information on the secondary student's timetable. You can look at today's schedule, the semester schedule or the whole year just by switching the drop down at the top of the window.

In the spring, you can view course **requests** that your child has made for the next school year.



Pages | Family | Academics | Groups | Calendar

Students :: [Search Box] [Bell Icon]

Options | Reports | Help

<< List view

Time: Today

	1 - 1	
1-1		YIPS-2D-SA-01 BA STUDENT AIDE 1 Wiens, Ralph 1455
2-2		MEN-12-01 ENGLISH 12 Tinckler, Michelle 1320
3-3		MSADP12-01 STUDIO ARTS 12: DRAWING AN Pasqualotto, Joe 1215

Schedule

Schedule

Requests

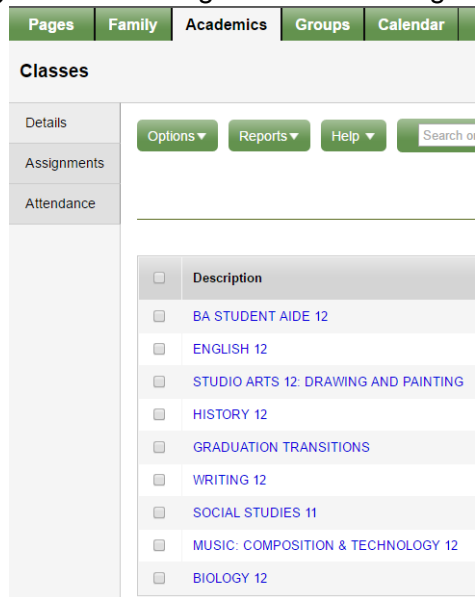
# MyClass Parent Guide



**Membership** shows what schools your child has attended (note E=enrolled, W=withdrawn)

## The Academics Top Tab

Here you can view your child's courses, attendance and a snapshot of current performance. Provided that the *MyEducation BC* gradebook is being shared.



Each class name is in **blue** which means it is a link. If you click on that link, it will automatically open up the **Details** side tab.

**Assignments** gives you details about each assignment and how your child did on each one (providing that teacher uses the Gradebook). If you can't see any marks, you need to click on the dropdown menu in the middle top and change it to All. Each assignment is also a link.

**Attendance** for high school students, shows the attendance for that particular class.

## Groups Top Tab

View the groups your child belongs to.

## Calendars Top Tab

View upcoming assignments and events.