

HOW TO ACCESS YOUR REPORT CARD!

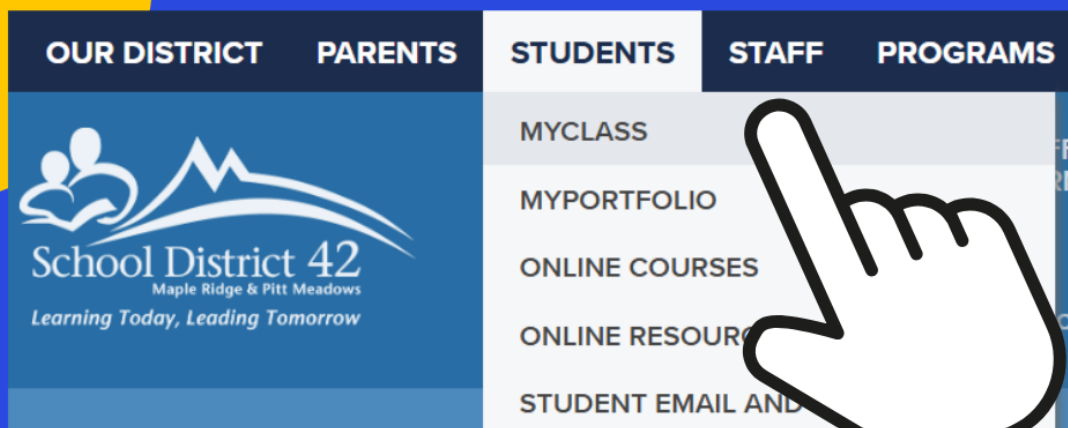


swipe
to learn

1

2/10

OPEN MYCLASS IN YOUR BROWSER FROM THE SD42 WEBSITE



2

IN THE TOP RIGHT
CORNER CLICK ON THE
BUTTON TO LOGIN

3/10

MyClass Login

LOGIN ID IS YOUR
STUDENT NUMBER

PASSWORD IS UNIQUE TO
THIS WEBSITE

SEE STEP 4+ TO
REMEMBER/LEARN PASSWORD

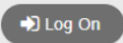
MyEducation BC Prod

MyEducation BC Login ID

[Request an account](#)

MyEducation BC Password

[Login Information](#) [I forgot my password](#)

 Log On

3

4/10

CLICK ON 'LEARNING UPDATE'
IN THE BOTTOM RIGHT HAND
CORNER OF YOUR SCREEN TO
VIEW AND DOWNLOAD

My Info Academics Groups Calendar Locker

Welcome to MyEducation BC PRODUCTION

BRITISH COLUMBIA MyEducationBC

One Student.
One Record.
All of British Columbia.

To Do

☒ Overdue Online Assignments ☒ Tomorrow ☒ Today [Week View](#)

Overdue Online Assignments

Course	Assignment	Category	Due
No assignments scheduled.			

Today: Wednesday, December 11

Course	Assignment	Category	Completed
No assignments scheduled.			

Tomorrow: Thursday, December 12

Course	Assignment	Category	Completed
No assignments scheduled.			

System Maintenance & Announcements

Welcome to MyEducation BC PRODUCTION

6.7 Major Release
The 6.7 major release is now available in Production.

Weekly Maintenance Windows - Outages may be required
Every Wednesday from 6:00 to 11:00 pm and every Sunday from 6:00 to 11:00 am. If outages are required, the Production environment will be unavailable during these windows.

Published Reports

Filename	DateUploaded	Creator	Description
Learning Update	99 KB 12/10/2024 10:32 AM	Miller, Terra	Learning Update for [redacted] [1 - 1 of 1]

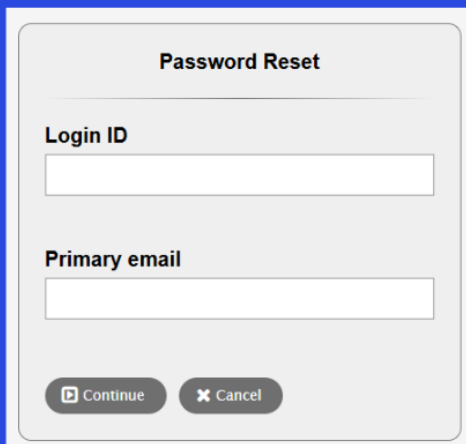
This Report Card will only be available
for 30 days so you need to download it

4

FORGOT YOUR PASSWORD?

5/10

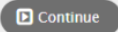
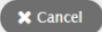
If you have already logged into MyClass before you will need to select 'I forgot my password' and follow steps below.

A screenshot of a web form titled "Password Reset". The form has a light gray background and rounded corners. It contains two input fields: "Login ID" and "Primary email". Below the input fields are two buttons: "Continue" with a right arrow icon and "Cancel" with a close icon.

Password Reset

Login ID

Primary email

 Continue  Cancel

Login ID: Your Student Number

Primary E-mail:
student#@me.sd42.ca

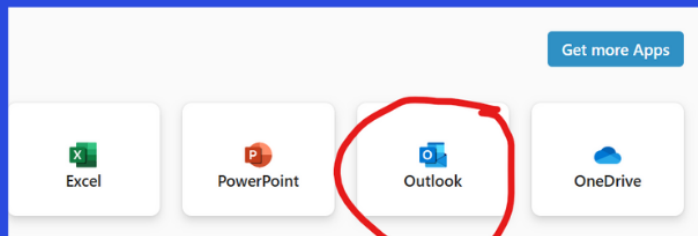
You will be prompted to
create a new password at
this step.

5

IF THIS IS YOUR FIRST TIME LOGGING INTO MYCLASS

6/10

If you haven't accessed MyClass before you will have to go to your SCHOOL e-mail (Library website -> Office 365 -> Outlook app) and find your initial e-mail from MyClass that has your temporary password.



In MyClass, use your student number as your login ID and the temporary password as the password. You will be prompted to select a new password in the next screen.

6

LOCKED OUT

7/10

If your account is locked out from too many tries you will need to e-mail myclass@sd42.ca to have your account reset and a new temporary password will be sent to you. You can also see Ms. Daignault in the Library.

Include your first and last name, student number and ask for your password to be reset because you are locked out

